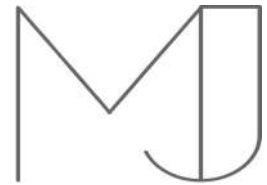
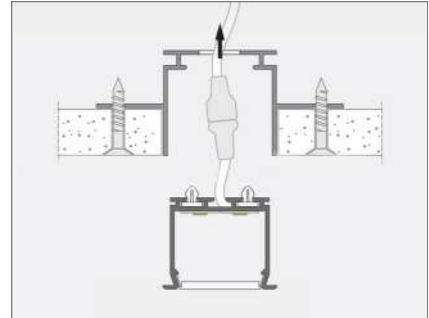


LightLine Flush.



MADE IN BRITAIN



Features.

Extruded anodised aluminium in bespoke lengths,
Suitable for recessed and dry wall installations,
2 part product
Up to 2100 lumens per metre
Limitless wall and ceiling combinations
Tee and cross sections available

Accessories.

Standard and swivel mounting clips
Mounting channel
Mounting spring
Conductive suspension kit
End caps
Connectors 180°, 135°, 90°

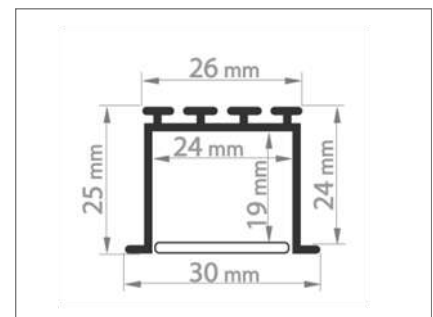
Specification.

Input Voltage	12 VDC 24 VDC on request
LED	60, 120e, 120
Power	4.8, 9.6, 14.4 W / m
Colour Temperature	2300K, 2700K, 3000K 4500 K, 6500 K
3ch and 4ch options	RGB, RGB-W, RGB-A
Covers	Clear, Opal Frosted Square and Arch
IP Rating	IP50, IP54, IP65
CRI	83, 93
Estimated LED Lifespan	50,000 Hrs
LED	Epistar
Beam Angle	120°
Operating Temperature	-20°C to +45°C

Light Output.

(lumen/metre of LED internal)

	60 LED	120e LED	120 LED
3000K	310	640	1200
4500K	320	660	1320
6500K	380	780	1500



Product specification subject to change without prior notice.



MJ Lighting Technology Ltd

www.mjlighting.com

sales@mjlighting.com

+44 1829 741 702