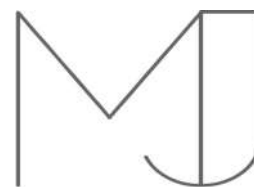



# LightLine TH.



MADE IN BRITAIN



## Features.

Extruded anodised aluminium in bespoke lengths  
Suitable for surface mounting on edge of steps  
Walkover, non slip feature  
Multiple light output options – white / colour  
Homogenous glow with 120 pitch  
Flush fitting cover

## Accessories.

Standard and swivel mounting clips  
Mounting springs  
Mounting channel  
Conductive suspension kit  
End caps  
Connectors 180°, 135°, 90°

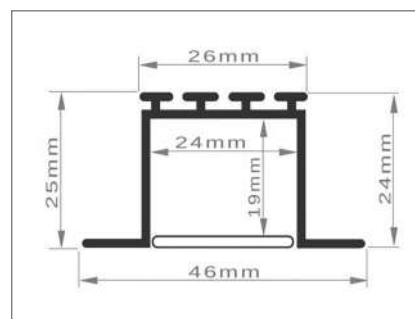
## Specification.

Input Voltage	12 VDC 24 VDC on request
LED	60, 120e, 120
Power	4.8, 9.6, 14.4 W / m
Colour Temperature	2300K, 2700K, 3000K 4500 K, 6500 K
3ch and 4ch options	RGB, RGB-W, RGB-A
Covers	Clear, Opal
IP Rating	IP50, IP54, IP65
CRI	83, 93
Estimated LED Lifespan	50,000 Hrs
LED	Epistar
Beam Angle	120°
Operating Temperature	-20°C to +45°C

## Light Output.

(lumen/metre of LED internal)

	60 LED	120e LED	120 LED
3000K	310	640	1200
4500K	320	660	1320
6500K	380	780	1500



Product specification subject to change without prior notice.



MJ Lighting Technology Ltd

www.mjlighting.com

sales@mjlighting.com

+44 1829 741 702

V 2.0